

E-Commerce Customer Acquisition Snapshot

Q2 2013

This is the first in a series of reports examining emergent e-commerce customer acquisition trends. These findings are derived from data spanning 72 million customers from 86 U.S. retailers across 14 industries.


custora

4

6

10

Seeking patterns in a new era of acquisition.

The last few years have spawned massive changes in the world of online marketing. With U.S. e-commerce sales now topping \$200 billion annually, digital marketers are getting savvier than ever.

Customer acquisition trends reflect this evolution. Organic search still leads as the largest channel for online customer acquisition. But as more retailers move towards a “free-to-paid” subscriber model and rely on third parties to help drive visitors to their sites, email and affiliate channels have seen an explosion in growth over the past few years.

The savviest marketers in the new era of e-commerce will be looking beyond just where customers are coming from. They’ll be looking at the value of new customers acquired across channels, platforms, and geographies. And it turns out - not all customers are created equal.

The study is an effort to reflect on the rapidly changing landscape of customer acquisition and shed additional light on what’s shaping the future of e-commerce growth.

ABOUT CUSTORA

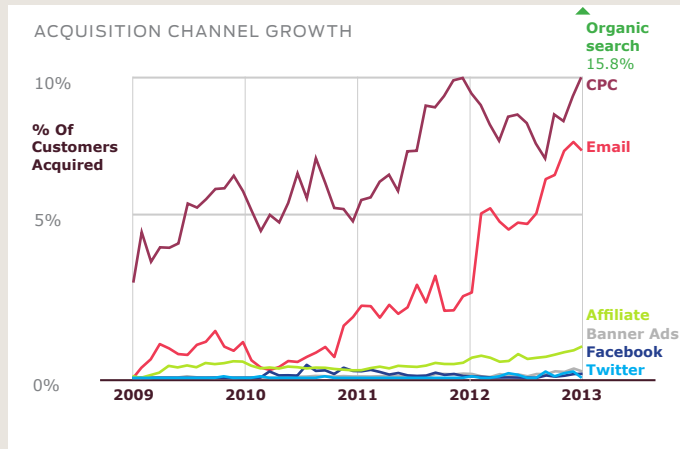
Custora is a customer acquisition and retention platform and the leading provider of predictive customer lifetime value analytics for online retailers.

KEY FINDINGS

- 1 Customer acquisition via email has quadrupled over the last 4 years.**
- 2 The Lifetime Value of customers acquired through Twitter is 23% lower than average.**
- 3 The most valuable online shoppers tend to come from more rural states, yet fashion brands find many of their best customers in densely-populated coastal states.**

Customer acquisition via email has quadrupled over the last 4 years.

Email marketing has been a growing trend in e-commerce, with an increasing number of retailers building communities and collecting email addresses, then converting those "members" into customers. Organic search continues to grow as a reliable channel, (accounting for nearly 16% of customers acquired) reinforcing efforts to complement products with relevant and informative editorial content along with investing in search engine marketing.

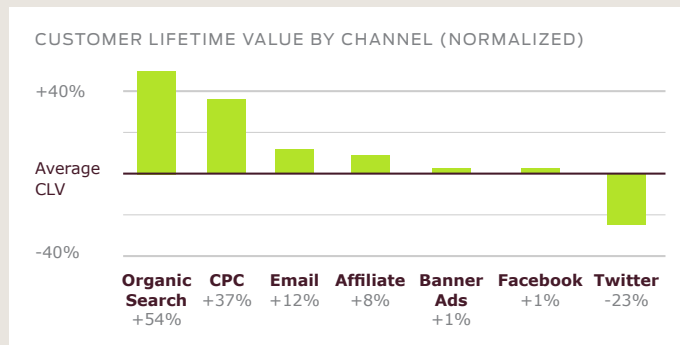


Channel	Percentage of Customers Acquired				
	2009	2010	2011	2012	2013
CPC (Cost per Click)	5.39	6.71	7.89	9.71	9.82
Email	0.88	0.75	2.64	5.34	6.84
Google	0.51	1.60	1.33	0.98	1.72
Organic	10.35	13.14	15.05	16.22	15.81
Referral	3.63	6.04	7.30	7.70	6.39
Banner	0.01	0.04	0.09	0.15	0.46
Facebook	<0.01	0.16	0.22	0.05	0.17
PPC (Pay Per Click)	<0.01	<0.01	0.01	0.30	0.23
Affiliate	0.34	0.44	0.42	0.75	0.96
Twitter	<0.01	<0.01	<0.01	<0.01	<0.01
CPM (Cost Per Impression)	<0.01	0.02	0.03	<0.01	<0.01

CUSTOMER LIFETIME VALUE

The CLV of customers acquired through Twitter is 23% lower than average.

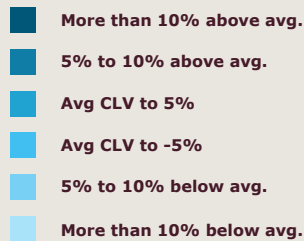
Customer Lifetime Value (CLV) refers to the future profit a company expects to earn from a customer throughout his or her relationship with the business. Overall, the highest-value customers arrive through organic searches (54% higher than average). Surprisingly, customers acquired through Twitter tend to be worth about 23% less than average. This may be attributed to the frequency of discounts offered within tweets.



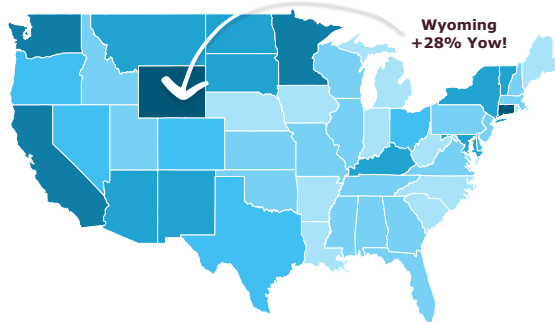
Channel	CLV (Percentage Relative to Average)
Affiliate	7.53
Banner Ads	1.34
CPC	36.90
CPM	-5.30
Email	11.81
Facebook	1.31
Google	13.35
Organic	54.25
PPC	9.60
Referral	26.10
Twitter	-23.36

The most valuable online shoppers overall tend to come from more rural states.

Shoppers in rural areas tend to have fewer options for buying specialty goods locally and make more purchases online.



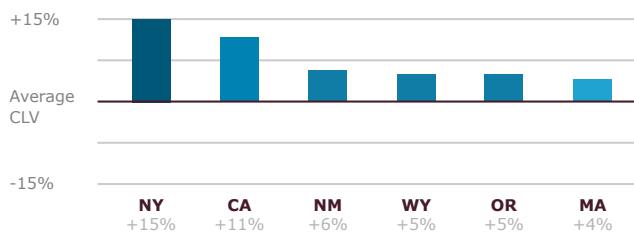
CUSTOMER LIFETIME VALUE BY STATE



However, fashion brands find their best customers in densely-populated coastal states (with a few exceptions).

Trendier fashion-focused brands who might appeal to younger demographics find their most valuable customers on the coasts in areas such as New York, Los Angeles, Portland and Boston. Interestingly, New Mexico and Wyoming still rank number 3 and 4 respectively in customer value.

STATES WITH THE HIGHEST CUSTOMER LIFETIME VALUE FOR ONLINE FASHION RETAILERS



Shaded row = featured state

State	All Retailers' CLV % Relative to Average
AK	-4.96
AL	-8.80
AR	-11.65
AZ	3.16
CA	9.21
CO	-2.72
CT	18.61
DE	-2.08
FL	-7.06
GA	-5.35
HI	9.97
IA	-14.43
ID	-6.21
IL	-5.43
IN	-12.03
KS	-6.84
KY	3.35
LA	-10.43
MA	-7.23
MD	1.16
ME	-11.50
MI	-11.84
MN	5.58
MO	-8.88
MS	-8.24
MT	2.74
NC	-12.83
ND	1.55
NE	-10.05
NH	-9.23
NJ	-5.09
NM	3.97
NV	-1.79
NY	2.78
OH	-4.86
OK	-6.53
OR	-4.22
PA	-7.47
RI	-14.55
SC	-11.21
SD	1.75
TN	-8.26
TX	-1.84
UT	-8.56
VA	-5.42
VT	0.11
WA	5.99
WI	-9.62
WV	-12.66
WY	27.50

Fashion Retailers' CLV % Relative to Average

	-23.20
	-12.47
	-9.04
	-11.22
	3.85
	4.43
	-3.95
	-5.17
	-4.63
	-9.87
	-16.17
	-9.31
	3.44
	-13.32
	-16.32
	-18.63
	-4.20
	4.22
	-0.79
	-16.01
	-11.27
	-5.89
	-11.63
	-10.82
	-4.34
	-10.45
	-10.65
	-13.20
	-20.32
	1.07
	5.96
	1.00
	15.35
	-10.08
	-14.78
	5.45
	-8.08
	-9.35
	-10.57
	-13.35
	-8.55
	-2.09
	-9.75
	-2.98
	-8.53
	-2.15
	-12.53
	-25.84
	5.79

Methodologies

These findings are derived from data spanning 72 million customers from 86 U.S. retailers across 14 industries. Acquisition channels were obtained via the “utm_medium” tag in Google Analytics. Customer Lifetime Value numbers refer to the amount customers spent in the two years after their initial purchase (initial purchase inclusive). When customers made their first purchase less than two years prior to data collection, their expected purchases for the remaining time were calculated using Custora’s statistical models and used in the overall calculations. Fashion-related numbers were derived from seven clothing/apparel retailers.

About Custora

Custora is a customer acquisition and retention platform and the leading provider of predictive customer lifetime value analytics for online retailers.

Data Analysis by

Aaron Goodman
Lead Data Scientist, Custora
aaron@custora.com

Custora Inquiries

Jordan Elkind
jordan@custora.com